

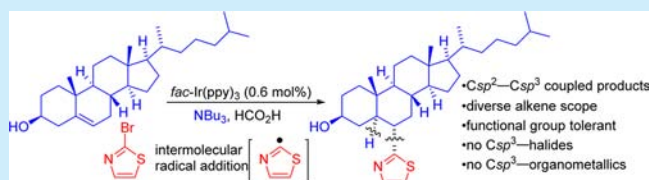
Reductive Alkylation of 2-Bromoazoles via Photoinduced Electron Transfer: A Versatile Strategy to Csp^2 – Csp^3 Coupled Products

Amandeep Arora, Kip A. Teegardin, and Jimmie D. Weaver*

Department of Chemistry, Oklahoma State University, Stillwater, Oklahoma 74078, United States

S Supporting Information

ABSTRACT: Access to Csp^2 – Csp^3 -coupled products is a challenging goal at the forefront of catalysis. The photocatalytic reductive coupling of aryl bromides with unactivated alkenes is introduced as a convenient method that circumvents any need for synthesis of sp^3 -hybridized coupling partners. The reaction takes place via photoinduced electron transfer from a tertiary amine to an aryl bromide that fragments to provide an aryl radical and subsequently reacts with an alkene to form a C–C bond. Conveniently, the amine also serves as the final reductant. The method is operationally simple, functional group tolerant, and takes place with selectivities that will allow it to be used in the context of complex molecule synthesis.



Azoles are a privileged scaffold that have been investigated as a therapeutic for numerous diseases¹ and 2-alkylazoles have proven to be remarkable ROCK II inhibitors,² yet there are relatively few rapid syntheses. Consequently, there is a real need to develop simple methods that allow the rapid construction of complex 2-alkylazoles in order to facilitate thorough SAR studies.

The classic method for making 2-alkylazoles is via cyclo-dehydration³ and is still the most prominently used, but it is limited to carboxylic acid derivatives (eq 1, SI-15). Cross-coupling has the ability to expedite diversification, and recent efforts have provided several strategies. The first is to couple 2-bromoazoles⁴ and preformed Csp^3 -zincates (eq 2). Alternatively, alkyl halides⁵ or hydrazones⁶ have also been used along with 2H-benzothiazoles (eq 3).

Even more recently, oxidative methods have been used to generate a radical, either by C–H abstraction or radical decarboxylation (eq 4), and have proven quite selective for addition of the alkyl radical to the 2-position of an azole.⁷

However, Csp^3 -halides, Csp^3 -organometallics, or tosyl hydrazones represent a relatively small set of coupling partners that can be used as inputs for the cross-coupling. To maximize the utility of a method, a large number of coupling partners should be readily available. A strategy that has not been explored is the photocatalytic generation of a 2-azoyl radical that could add across an alkene and be followed by reduction of the incipient alkyl radical, amounting to a formal Csp^2 – Csp^3 cross-coupling (eq 5).⁸ Given the availability of alkenes, this transformation has the immediate potential to significantly alter the types of motifs that can be synthetically accessed by rapid cross-coupling. Despite this strategic advantage, general methods that allow intermolecular reductive alkylation of aryl bromides have not been well developed.

Radical addition to alkenes is well-known⁹ and represents a promising strategy for the reductive alkylation of alkenes. Pioneering work in this area has even shown that aryl bromides can be converted to the aryl radical, and the conversion¹⁰ is most

often accomplished with the use of Bu_3SnH^{11} or by $SmI_2/HMPA$.¹² Aside from toxicity issues associated with the organotin and HMPA, the major drawback is the limitation in scope which is due to fast over reduction of the desired aryl radical.^{9b} Consequently, almost all synthetically useful examples of aryl radical addition to unactivated alkenes are intramolecular cyclizations that can outcompete fast reduction.^{9,11c}


We speculated that a visible light photocatalyst could facilitate a photoinduced electron transfer (PET) to the 2-bromobenzothiazole, which would generate a 2-azoyl radical¹³ chemo- and regioselectively that could engage unactivated alkenes to forge a new C–C bond.¹⁴ Importantly, we hoped that the use of a photocatalyst and an amine might prove to be sufficiently slow at over reduction to allow the intermolecular C–C bond formation take place. Furthermore, if successful, this strategy might be extended to other reducible bromoarenes.

Previously, we showed that 2-chloroazoles^{13c} could be used to functionalize the α -C–H of tertiary aliphatic amines. However, addition of electron-rich dihydropyran to 2-chlorothiazole (entry 1, Table 1) yielded only reduced azole (**1b**) and carbinamine (**1c**) as the major products. However, use of the 2-bromoazole resulted in a complete change in reactivity (entry 2) in which the reductively coupled product was the major C–C product and the carbinamine (**1c**) was not observed. On the basis of the work of Bunnett¹⁵ and Rossi,¹⁶ who have shown that radical anions will fragment a bromide faster than the corresponding chloride, it is reasonable to think that the observed change in reactivity is due to the nature of the reactive intermediates involved. Specifically, we postulate that 2-chloroazoles undergo C–C formation via the radical anion while 2-bromoazoles undergo C–C formation via the radical. We next sought to increase the amount of C–C bond forming product to reduction product (i.e., **1a** + **1a'** vs **1b**).

Received: June 11, 2015

Published: July 14, 2015

Table 1. Optimization of Reaction Conditions



entry	X	modifications	conv ^a	1a:1a':1b:1c ^b	time
1.	Cl		100%	0:0:31:69	23 h
2.	Br	none	100%	38:10:52:0	22 h
3.	Br	used (<i>i</i> Pr) ₂ NiBu instead of DIPEA	100%	52:13:35:0	2 d
4.	Br	used NBu ₃ instead of DIPEA	24%	17:8:75:0	2 h
5.	Br	used NBu ₃ instead of DIPEA	69%	30:8:62:0	23 h
6.	Br	used (<i>i</i> Pr) ₂ NiBu w/ HCO ₂ H (1:1)	100%	44:6:50:0	22 h
7.	Br	used NBu ₃ w/ HCO ₂ H (1:1)	100%	51:8:41:0	22 h
8.	Br	entry 7, but 1.2 equiv alkene	100%	17:3:80:0	22 h
9.	Br	entry 7, but 2.0 equiv alkene	100%	26:6:67:0	22 h
10.	Br	entry 7, but 3.0 equiv alkene	100%	39:9:52:0	22 h
11.	Br	entry 7, but 5.0 equiv alkene	100%	57:13:32:0	22 h
12.	Br	entry 11, at 0.25 M	100%	65:10:25:0	22 h
13.	Br	same as entry 12, with 20% v:v H ₂ O	100%	60:10:30:0	22 h
14.	Br	entry 12, no Ir(ppy) ₃	0%		22 h
15.	Br	entry 12, no light or amine	0%		22 h

^aConversion determined by ¹H NMR. ^bProduct ratio determined by GCMS.

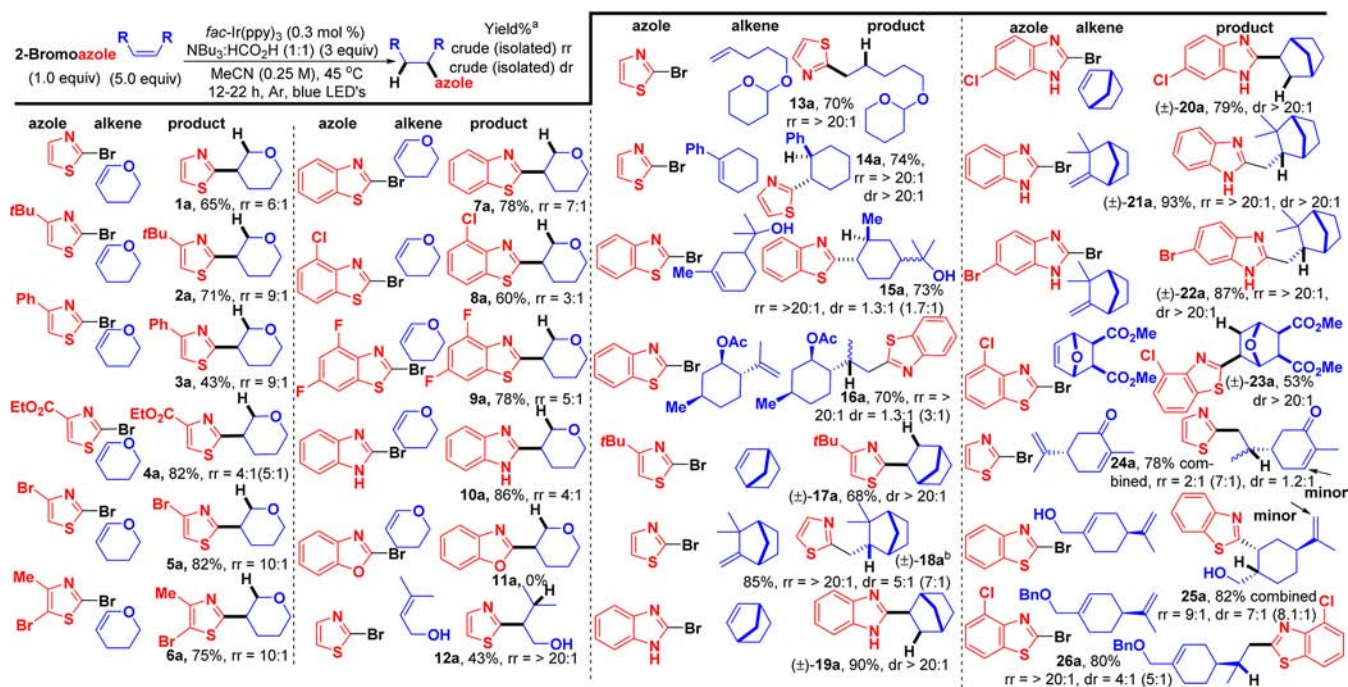
Exchanging the ethyl of DIPEA for an isobutyl group (entry 3 vs 2) resulted in a significant increase in the desired product, albeit at the expense of reaction time. Furthermore, we observed that the product ratio was not constant throughout the course of the

reaction (entry 4 vs 5), with relative increases of **1a** as the reaction progressed. We suspected that this might be a result of acidic species generated under the reaction conditions that could be reducing the amount of free amine in solution and possibly accelerating the formation of the desired product via a proton-coupled electron transfer.¹⁷ Thus, we explored some acidic additives.^{17a} Ultimately, we found a 1:1 mix of formic acid and tributylamine as the optimal additive.^{13a}

We next explored the concentration of alkene. Consistent with a process in which there is a competition for reduction and alkylation of the azoyl radical, increased concentration of alkene led to more alkylated products (**1a** + **1a'**, entries 8–11). Further concentrating the reaction also led to a slight improvement. In an attempt to check the operational flexibility of the reaction, we added water, which resulted in only a slight decrease of the desired products. Finally, controls (entries 14 and 15) indicated that photocatalyst, light, and amine are necessary components of the reaction.¹⁸ Using 0.3 mol % of *fac*-tris(2-phenylpyridine) (Ir(ppy)₃), a 1:1 mixture of amine and formic acid (3 equiv), and 5 equiv of alkenes, we began to explore the scope of the reaction.

Initially, we reacted a series of thiazoles with dihydropyran. We obtained a 65% yield in a 6:1 regioisomeric ratio (rr) for simple 2-bromothiazole (**1a**, Scheme 1). In most cases, substitution of the thiazole increased the selectivity (**1a** vs **2a**–**7a**). Products **5a** and **6a** highlight an important feature of electron-addition-induced fragmentation events that can be very selective and in these cases display perfect chemoselectivity for the 2-bromo over the 4-bromo and 5-bromo positions. The reaction works well for benzothiazole (**7a**). However, the inclusion of a 5-chloro or 5,7-difluoro slightly reduces the regioselectivity (**8a**, and **9a**). In contrast to thiazoles, we do not observe competitive reduction of 2-bromobenzimidazoles (**10a**), and consequently, yields are higher, whereas under these conditions 2-bromooxazole (**11a**)

Scheme 1. Scope of the Reductive Alkylation



^aYields correspond to isolated product. Regioisomeric ratio (rr) and diastereomeric ratio (dr) were determined by ¹H NMR of the crude reaction mixture after workup and on the isolated material. ^bIsolated as an inseparable mixture (7:1) of product and oxidatively coupled product.

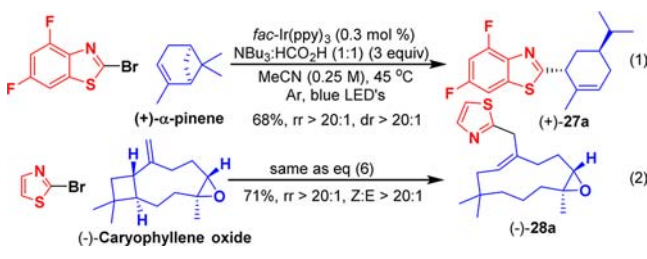
does not undergo reductive alkylation¹⁹ and highlights the impact that the nature of the heterocycle has on the reaction.

Next, we evaluated the nature of the alkene that could participate in the reductive alkylation. In general, we found the addition to be remarkably sensitive to the substitution pattern of the alkene. Specifically, the addition typically occurred at the less substituted carbon to provide the alkylated azoles in high regioselectivity. The reaction works for monosubstituted- (13a), 1,1-disubstituted (16a, 18a, 21a, 22a, 24, and 26a), 1,2-disubstituted (5a–10a, 17a, 19a, 20a, 23a), trisubstituted (12a, 14a, 15a), and bridged alkenes (17a–23a). A number of functional groups that likely would be sensitive to basic organometallics work well in this method, including free alcohols (12a, 15a), acetates (16a), esters (23a), and enones (24a). Believing that we were forming an azoyl radical, we were pleased to see that weaker bonds, such as benzylic (26a), allylic (25a, 26a), as well as acetal C–Hs (13a), were well tolerated. Furthermore, we saw no addition to the phenyl rings (14a, 26a), suggesting a preference for π -electrons of alkenes over those of arenes.

Additionally, in more complex molecules containing multiple alkenes we observed synthetically useful selectivities (24a–26a). Interestingly, comparison of perillyl alcohol derivatives (25a, 26a) suggests that the presence of the free hydroxyl group can alter the inherent regioselectivity.

When these reaction conditions were applied to terpenoids containing a vinyl cyclobutane motif, we observed clean, reductive ring opening in good yields, high regioselectivity, and diastereoselectivity. Addition of difluorobenzothiazole to α -pinene provided a 68% yield of an enantio- and diastereomerically pure trisubstituted cyclohexene (eq 1, Scheme 2). The reaction of

Scheme 2. Ring Opening of Vinylcyclobutanes



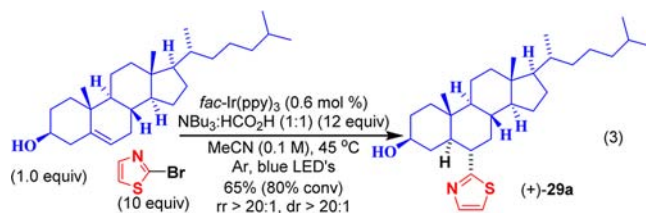
caryophyllene oxide afforded a single stereoisomeric product in good yield (eq 2) with the epoxide functional group remaining unchanged. The selectivity of the ring opening event suggests that reductive azoylation of vinyl cyclobutanes may be a general and convenient method for the formal allylic substitution with concomitant ring enlargement.

The ability to easily and directly expand the carbon framework of an alkene situated within a complex molecule presents an exciting possibility as a late-stage functional group handle. Thus, we examined the thiazolation of unprotected cholesterol which gave a single stereoisomeric product (eq 3, Scheme 3).

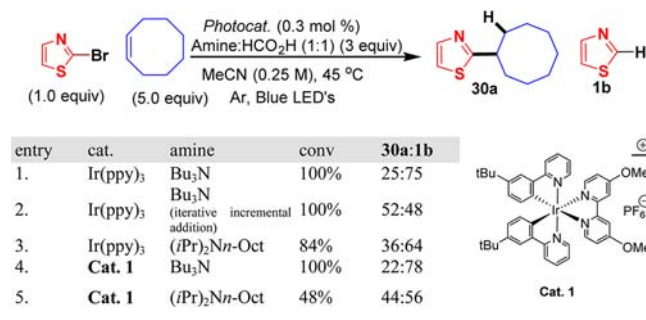
Next, we wanted to address a scenario in which the alkene was more precious than the azole. Thus, we were forced to look at the underlying problematic reduction that necessitated the use of an excess of 2-bromothiazole. The amine is the stoichiometric reductant^{17a} and is essential to the reaction.

We speculated^{17a} that it could also be facilitating undesired reduction of the bromoazole. We hypothesized that lowering the concentration of free amine could decrease the undesired

Scheme 3. Thiazolation of Cholesterol



Scheme 4. Amine-Dependent Reduction Pathway Study



reduction pathway since the reduction was likely directly dependent on the amine concentration.

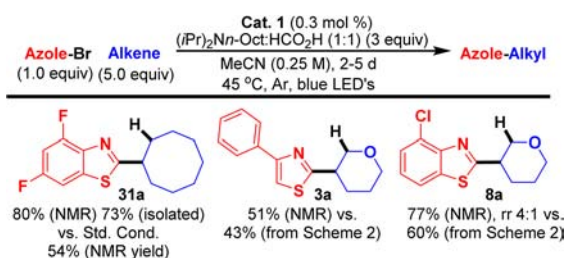
We tested this hypothesis using 2-bromothiazole, which is prone to reduction (Scheme 4). Iterative amine addition improved the product ratio (entry 2 vs 1) and supported our hypothesis.

We speculated that we could take advantage of the poor solubility of tertiary amines with long alkyl chains (in MeCN) to provide a convenient method for keeping a low concentration over time. Thus, we evaluated the solubility of several amine derivatives^{17a} and chose (iPr)₂N*n*Oct, which was approximately half as soluble as NBu₃. We were pleased to find that the use of the less soluble amine did lead to an improved ratio of the desired product (entry 3 vs 1). We also recognized that decreasing the amine concentration might affect the rate of the photocatalytic reaction. Thus, we rescreened photocatalysts using the less soluble amine.^{17a} We found that several more oxidizing photocatalysts resulted in increased alkylated product ratios, with Cat-1²⁰ providing the fastest reaction among these catalysts.

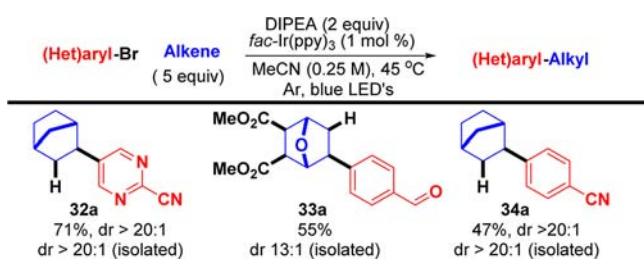
Using our modified conditions, we investigated more valuable 2-bromo-4,6-difluorobenzothiazole as well as several of the poorer yielding substrates from Table 1 (Scheme 5). In all cases, we observed increases in yield. We expect that these conditions will be more ideal in cases where the azole is more precious and reaction time is not.

Finally, we suspected that this type of reactivity should be possible with other reducible bromoarenes. In our initial attempt, we subjected electron-deficient bromopyrimidines and benzenes

Scheme 5. Reduction-Minimizing Conditions



Scheme 6. Reductive Alkylation as a General Strategy



to unoptimized conditions (Scheme 6). We found that all underwent reductive alkylation, allowing isolation of the alkylated pyrimidine (32a) and benzenes (33a, 34a). Importantly, these preliminary results suggest that photocatalytic reductive alkylation may be a general strategy for Csp^2 – Csp^3 cross-coupling. Furthermore, it warrants development of substrate specific conditions which will likely be unique given the significant electronic differences between the aromatic motifs. In conclusion, we have shown that photocatalysis has the ability to deliver Csp^2 – Csp^3 cross-coupled products directly from 2-bromoazoles and unactivated alkenes.

The ability to utilize alkenes directly as a surrogate for the corresponding alkyl group is a powerful synthetic strategy. In addition, the scope of the azole is general for thiazoles, benzothiazoles, and benzimidazoles and, in many cases, couples with excellent selectivity for the less substituted terminus of the alkene. The optional use of either alkene or azole as the limiting reagent is an attractive feature that should further enhance the utility. We have shown that this concept can be extended to other bromoarenes to generate both aryl and heteroaryl radicals in a controlled fashion, giving a sufficiently long-lived radical that it is capable of undergoing intermolecular C–C bond formation. Further exploration will expand the scope of the photocatalytic reductive coupling.

■ ASSOCIATED CONTENT

Supporting Information

Complete experimental procedures, additional optimization experiments, and product characterization. The Supporting Information is available free of charge on the ACS Publications website at DOI: 10.1021/acs.orglett.5b01711.

■ AUTHOR INFORMATION

Corresponding Author

*E-mail: jimie.weaver@okstate.edu.

Notes

The authors declare no competing financial interest.

■ ACKNOWLEDGMENTS

We thank Dr. Anuradha Singh of Oklahoma State University for assistance in the measurement of amine solubilities. The research results discussed herein were made possible in total or in part by funding through the award for Project No. HR-14-072 from the Oklahoma Center for the Advancement of Science and Technology, by the NSF (CHE-1453891), and by OSU-startup funds.

■ REFERENCES

(1) (a) Ali, R.; Siddiqui, N. *J. Chem.* **2013**, *2013*, 345198. (b) Ahmed, K.; Yellamelli Valli Venkata, S.; Mohammed, N. A. K.; Sultana, F.; Methuku, K. R. *Expert Opin. Invest. Drugs* **2012**, *21*, 619–635. (c) Subhas Bose, D.;

Idrees, M.; Todewale, I. K.; Jakka, N. M.; Venkateswara Rao, J. *Eur. J. Med. Chem.* **2012**, *50*, 27–38.

(2) (a) Yin, Y.; Lin, L.; Ruiz, C.; Cameron, M. D.; Pocas, J.; Grant, W.; Schröter, T.; Chen, W.; Duckett, D.; Schürer, S.; LoGrasso, P.; Feng, Y. *Bioorg. Med. Chem. Lett.* **2009**, *19*, 6686–6690. (b) Sessions, E. H.; Smolinski, M.; Wang, B.; Frackowiak, B.; Chowdhury, S.; Yin, Y.; Chen, Y. T.; Ruiz, C.; Lin, L.; Pocas, J.; Schröter, T.; Cameron, M. D.; LoGrasso, P.; Feng, Y.; Bannister, T. D. *Bioorg. Med. Chem. Lett.* **2010**, *20*, 1939–1943. (c) Sessions, E. H.; Yin, Y.; Bannister, T. D.; Weiser, A.; Griffin, E.; Pocas, J.; Cameron, M. D.; Ruiz, C.; Lin, L.; Schürer, S. C.; Schröter, T.; LoGrasso, P.; Feng, Y. *Bioorg. Med. Chem. Lett.* **2008**, *18*, 6390–6393.

(3) (a) Prajapati, N. P.; Vekariya, R. H.; Borad, M. A.; Patel, H. D. *RSC Adv.* **2014**, *4*, 60176–60208. (b) Mayo, M. S.; Yu, X.; Zhou, X.; Feng, X.; Yamamoto, Y.; Bao, M. *Org. Lett.* **2014**, *16*, 764–767.

(4) Preparation of 6-substituted 2,3,4,5-tetrahydro-1H-benzo[d]azepines as 5-HT_{2c} receptor agonists.

(5) Vechorkin, O.; Proust, V.; Hu, X. *Angew. Chem., Int. Ed.* **2010**, *49*, 3061–3064S3061/3061–S3061/3094.

(6) (a) Teng, Q.; Hu, J.; Ling, L.; Sun, R.; Dong, J.; Chen, S.; Zhang, H. *Org. Biomol. Chem.* **2014**, *12*, 7721–7727. (b) Yao, T.; Hirano, K.; Satoh, T.; Miura, M. *Angew. Chem., Int. Ed.* **2012**, *51*, 775–779S775/771–S775/742. (c) Zhao, X.; Wu, G.; Zhang, Y.; Wang, J. *J. Am. Chem. Soc.* **2011**, *133*, 3296–3299.

(7) (a) Zhao, W.-M.; Chen, X.-L.; Yuan, J.-W.; Qu, L.-B.; Duan, L.-K.; Zhao, Y.-F. *Chem. Commun.* **2014**, *50*, 2018–2020. (b) Branchaud, B. P.; Choi, Y. L. *J. Org. Chem.* **1988**, *53*, 4638–4641. (c) Xia, R.; Niu, H.-Y.; Qu, G.-R.; Guo, H.-M. *Org. Lett.* **2012**, *14*, 5546–5549.

(8) (a) Tan, K. L.; Park, S.; Ellman, J. A.; Bergman, R. G. *J. Org. Chem.* **2004**, *69*, 7329–7335. (b) Tan, K. L.; Bergman, R. G.; Ellman, J. A. *J. Am. Chem. Soc.* **2002**, *124*, 13964–13965.

(9) (a) Studer, A.; Bossart, M. In *Radicals in Organic Synthesis*; Renaud, P., Sibi, M. P., Eds.; Wiley-VCH Verlag: Weinheim, 2008; pp 62–80. (b) Molander, G. A. In *Radicals in Organic Synthesis*; Renaud, P.; Sibi, M. P., Eds.; Wiley-VCH Verlag: Weinheim, 2008; pp 153–182.

(10) Inanaga, J.; Ishikawa, M.; Yamaguchi, M. *Chem. Lett.* **1987**, *16*, 1485–1486.

(11) (a) Ghosh, T.; Hart, H. *J. Org. Chem.* **1988**, *53*, 2396–2398. (b) Ghosh, A. K.; Ghosh, K.; Pal, S.; Chatak, U. R. *J. Chem. Soc., Chem. Commun.* **1993**, 809–811. (c) Reginato, G.; Catalani, M. P.; Pezzati, B.; Di Fabio, R.; Bernardelli, A.; Curcuruto, O.; Moro, E.; Pozzan, A.; Mordini, A. *Org. Lett.* **2015**, *17*, 398–401.

(12) (a) Curran, D. P.; Totleben, M. J. *J. Am. Chem. Soc.* **1992**, *114*, 6050–6058. (b) Molander, G. A.; Harring, L. S. *J. Org. Chem.* **1990**, *55*, 6171–6176.

(13) (a) Nguyen, J. D.; D'Amato, E. M.; Narayanam, J. M. R.; Stephenson, C. R. *J. Nat. Chem.* **2012**, *4*, 854–859. (b) Senaweera, S. M.; Singh, A.; Weaver, J. D. *J. Am. Chem. Soc.* **2014**, *136*, 3002–3005. (c) Singh, A.; Arora, A.; Weaver, J. D. *Org. Lett.* **2013**, *15*, 5390–5393. (d) Paria, S.; Kais, V.; Reiser, O. *Adv. Synth. Catal.* **2014**, *356*, 2853–2858.

(14) (a) Nakajima, M.; Lefebvre, Q.; Rueping, M. *Chem. Commun.* **2014**, *50*, 3619. (b) Prasad Hari, D.; Hering, T.; König, B. *Angew. Chem., Int. Ed.* **2014**, *53*, 725–728.

(15) (a) Burnett, J. F.; Zahler, R. E. *Chem. Rev.* **1951**, *49*, 273–412. (b) Bunnett, J. F. *Acc. Chem. Res.* **1978**, *11*, 413–420.

(16) Rossi, R. A. *Acc. Chem. Res.* **1982**, *15*, 164–170.

(17) (a) See the Supporting Information for more details. (b) Rono, L. J.; Yayla, H. G.; Wang, D. Y.; Armstrong, M. F.; Knowles, R. R. *J. Am. Chem. Soc.* **2013**, *135*, 17735–17738. (c) Du, J.; Espelt, L. R.; Guzei, I. A.; Yoon, T. P. *Chem. Sci.* **2011**, *2*, 2115–2119.

(18) In retrospect, 2-bromothiazole was an ideal substrate for optimization since we have empirically observed it to have the greatest tendency to undergo reduction of all the azoles that we have studied.

(19) The major product identified by GCMS and ¹H NMR was the corresponding carbinamine, 1-(benzo[d]oxazol-2-yl)-N,N-dibutylbutan-1-amine.

(20) Singh, A.; Teegardin, K.; Kelly, M.; Prasad, K. S.; Krishnan, S.; Weaver, J. D. *J. Organomet. Chem.* **2015**, *776*, 51–59.